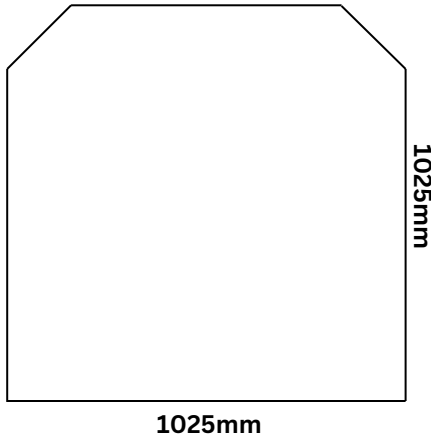


Hearth Dimensions

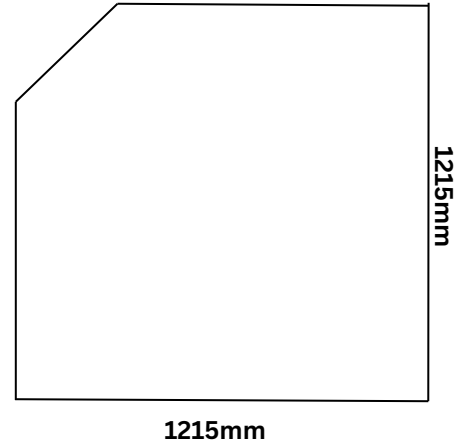
ESSE Warmheart

Minimum Hearth Size

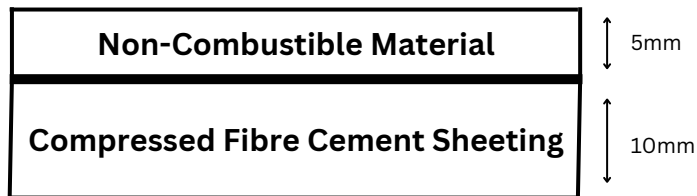
Square



Corner



Minimum Hearth Thickness

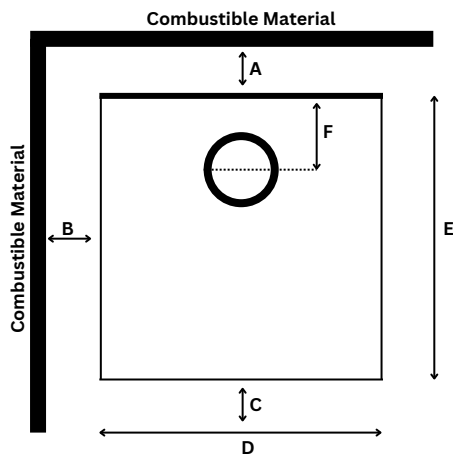


The Australian Requirements for a hearth on a combustible floor are as follows:

- A minimum of 10mm Compressed Fibre Cement Sheeting and,
- A minimum of 5mm non-combustible topping (e.g. Tiles, stone, bricks, etc.)

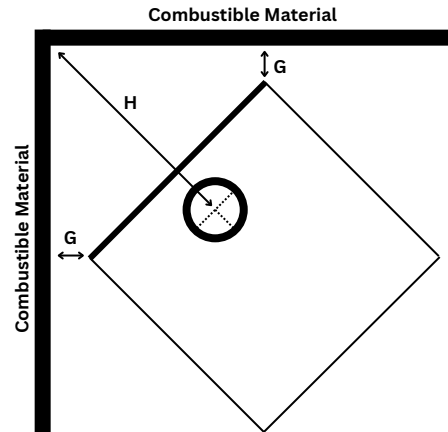
Minimum Wall Clearance

Square



A	B	C	D	E	F
125	350	300	500	600	60

Corner



G	H
225	628

All Measurements in mm